



TWO-TONE



INTELLIGENT OFFICE FURNITURE

TWO-TONE

Looking for a way to reinvigorate old and dated office spaces? Try designing in two-tone!

Our outstanding custom capabilities allow you to pinpoint specific parts of our furniture to add an additional splash of color that will instantly bring life into your spaces. Two-Tone design applications allow users to create completely one of a kind designs and layouts that can showcase a user's or companies' personal style, brand and design identity or to allow for simple blending with existing furniture.

For even more fun try using two-tone design applications as an organizational tool! Freely mark doors and drawers in specific colors to symbolize where specific documentation, literature or personal belongs can be found.



CONTRASTING EDGE

Make dull settings pop with the addition of a contrasting edge!

This sleek and stylish design application is a great way to instantly elevate any office suite. Contrasting edge designs will help to create a sense of depth in your furniture and assist in highlighting key the design elements of more sophisticated and elaborate design styles.

For best results we recommend using our Black, White, Charcoal, Ash or Light Grey edging to make your settings really pop!



MAKE 1" INTO 1.5"

Is your favourite finish not available in 1.5" thick? We have a simple solution just for this issue!

Select any of the below finishes available in 1.5" thick as a **contrasting** edge to instantly transform any of our 1" thick finishes to 1.5" thick. Choosing this method not only means you will be able to receive your ideal surface finish option but you will also receive a sleek and flawless finished product that is guaranteed to impress.


Look closely to see how we made one of our favourite 1" thick laminates 1.5" thick simply by adding a white contrasting edge.

Finishes available in 1.5" thick edging:


White Chocolate	Chocolate Pear
Natural Maple	Hot Fudge
Capp Cherry	Tuxedo
Summer Flame	Graphite Wood
Dark Rum	Midnight
Wild Pear	Southwest
Shiraz Cherry	Charcoal
Walnut	Black
	White




POPULAR COMBINATIONS




GRIGIO / WHITE



NATURAL / LATITUDE



BLACK / WHITE




PEARL / LIGHT GREY



GRIGIO / NATURAL




C. PEAR / WHITE




NUTMEG / WHITE



GOLDEN / BLACK



HOT FUDGE / MAHOGANY




WALNUT / CHARCOAL



MIDNIGHT / STAINLESS



C. PEAR / HARD ROCK



SILVERWOOD / ASH




TUXEDO / GRIGIO



CANDLELIGHT / DARK RUM




CAPP CHERRY / SHIRAZ



W. CHOCOLATE / LATITUDE




SUMMERFLAME / WILD PEAR



STAINLESS / LATITUDE




SOUTHWEST / W. CHOCOLATE




SKYLINE / LIGHT GREY




MAHOGANY / HARD ROCK



GRAPHITE / BLACK






GREY LIKE A TREE / BLACK



LAURENTIAN / ASH

EDGE OPTIONS

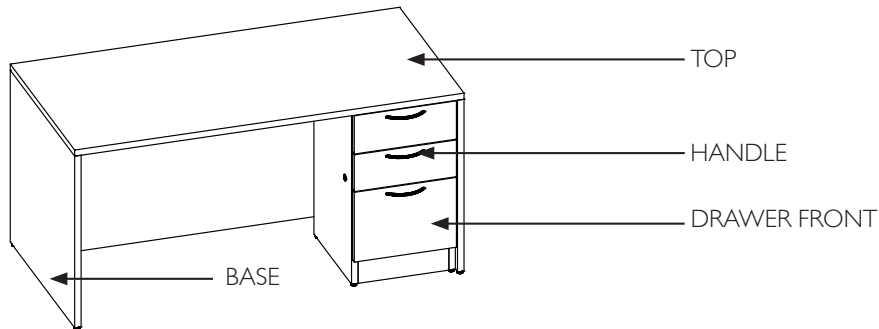


Please refer to our Finish Options page for Top and Edge availability.

HOW TO ORDER

PURCHASE ORDER

On your purchase order you must specify finishes for the following.



TOP:

BASE:

DRAWER FRONT:

EDGE: (Only when using a contrasting edge. please specify where edge detail is required ie. Drawers only, Top only, Base only)

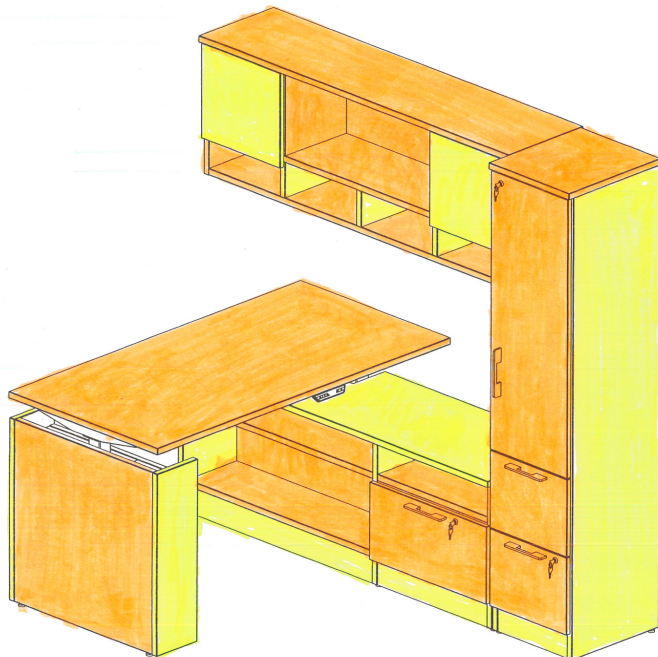
HANDLE TYPE:

HANDLE FINISH:

GROMMET COLOR:

If the top, base and drawer front are the same only one finish needs to be specified. For more complex two-tone designs (kickplate, modesty, single drawer front etc.) Please follow our marked-up drawing instructions below. To receive a drawing please contact sales@iofonline.com.

MARKED UP DRAWING




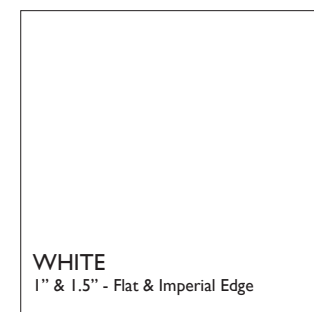




 GREY LIKEATREE

 WHITE

- With your purchase order submit a signed copy of your drawing marked up with your finish selections.
- Please identify your selections by spelling out the names of your desired finishes on your drawing.
- Highlighted drawings with legend markers will only be accepted for colour images.
- Colour renderings done by dealers can also be submitted. Dealers will be required to specify the desired finishes on the submitted rendering.

FINISH OPTIONS







WWW.IOFLIVE.COM